

RAIDIGHI COLLEGE

Alumni Feedback Report

Session: 2023-24

P.O + P.S:- Raidighi,
Dist:- 24 Paraganas
(South) Pin-743383,
West Bengal

+91 9735310008

For the NAAC AQAR (2023-24), the college obtains feedback from Alumni of different disciplines on the syllabus through the college website. The questionnaire has been framed covering social, economic and contemporary aspects of syllabus. Alumni have rated the question in a scale of E to A where E = Very poor; D = Poor; C = Satisfactory; B = Good; A = Excellent. The feedback is calculated in the numerical scale of 0 - 4 where 0 stands for E, i.e., Very poor and 4 stands for A, i.e., Excellent. The analysis of Alumni feedback is presented below:

Feedback on Curriculum

Question Wise Score

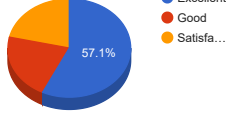
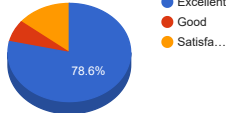
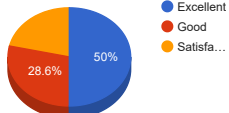
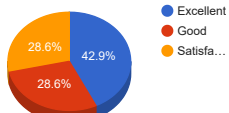
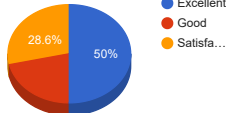
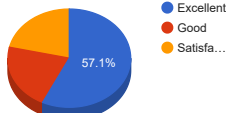
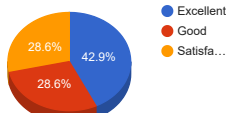
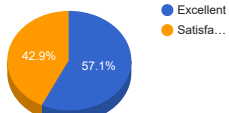
Sl No.	Question	Score
OVERALL AVERAGE SCORE		3.32
1	The programme enables the graduate to contribute to the society in a professional, responsible and ethical manner.	3.36
2	Rate the curriculum prescribed for your degree during your term in the college.	3.64
3	The course/syllabus increases knowledge and understanding of the subject studied.	3.29
4	Rate the relevance of your degree to your present job.	3.14
5	Rate Innovative Teaching-Learning methodologies, Seminars, Workshops, Projects, excursions, Study Tours, etc. organized in the college.	3.21
6	Rate the motivation levels created by the syllabus to pursue post-graduation / research in the particular topic.	3.36
7	The curriculum studied is job oriented.	3.14
8	Rate curriculum designing and its effective implementation in the college.	3.14
9	Sufficient numbers of prescribed books/study materials are available in the Library.	3.36
10	New skills are learnt in the due course of study.	3.57

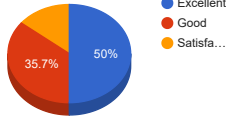
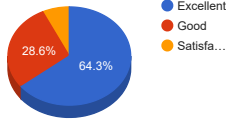
RAIDIGHI COLLEGE

Alumni Feedback

Session: 2023-24

Question Wise Feedback Statistics Graphs

Sl No.	Question	Statistics Graphs
1	The programme enables the graduate to contribute to the society in a professional, responsible and ethical manner.	 <p> ● Excellent ● Good ● Satisfactory </p>
2	Rate the curriculum prescribed for your degree during your term in the college.	 <p> ● Excellent ● Good ● Satisfactory </p>
3	The course/syllabus increases knowledge and understanding of the subject studied.	 <p> ● Excellent ● Good ● Satisfactory </p>
4	Rate the relevance of your degree to your present job.	 <p> ● Excellent ● Good ● Satisfactory </p>
5	Rate Innovative Teaching-Learning methodologies, Seminars, Workshops, Projects, excursions, Study Tours, etc. organized in the college.	 <p> ● Excellent ● Good ● Satisfactory </p>
6	Rate the motivation levels created by the syllabus to pursue post-graduation / research in the particular topic.	 <p> ● Excellent ● Good ● Satisfactory </p>
7	The curriculum studied is job oriented.	 <p> ● Excellent ● Good ● Satisfactory </p>
8	Rate curriculum designing and its effective implementation in the college.	 <p> ● Excellent ● Satisfactory </p>

Sl No.	Question	Statistics Graphs								
9	Sufficient numbers of prescribed books/study materials are available in the Library.	 <p>A pie chart with three segments: a blue segment representing 'Excellent' at 50%, a red segment representing 'Good' at 35.7%, and a yellow segment representing 'Satisfactory' at 14.3%. A legend to the right of the chart identifies the colors: blue for 'Excellent', red for 'Good', and yellow for 'Satisfactory'.</p> <table border="1"> <thead> <tr> <th>Category</th> <th>Percentage</th> </tr> </thead> <tbody> <tr> <td>Excellent</td> <td>50%</td> </tr> <tr> <td>Good</td> <td>35.7%</td> </tr> <tr> <td>Satisfactory</td> <td>14.3%</td> </tr> </tbody> </table>	Category	Percentage	Excellent	50%	Good	35.7%	Satisfactory	14.3%
Category	Percentage									
Excellent	50%									
Good	35.7%									
Satisfactory	14.3%									
10	New skills are learnt in the due course of study.	 <p>A pie chart with three segments: a blue segment representing 'Excellent' at 64.3%, a red segment representing 'Good' at 28.6%, and a yellow segment representing 'Satisfactory' at 7.1%. A legend to the right of the chart identifies the colors: blue for 'Excellent', red for 'Good', and yellow for 'Satisfactory'.</p> <table border="1"> <thead> <tr> <th>Category</th> <th>Percentage</th> </tr> </thead> <tbody> <tr> <td>Excellent</td> <td>64.3%</td> </tr> <tr> <td>Good</td> <td>28.6%</td> </tr> <tr> <td>Satisfactory</td> <td>7.1%</td> </tr> </tbody> </table>	Category	Percentage	Excellent	64.3%	Good	28.6%	Satisfactory	7.1%
Category	Percentage									
Excellent	64.3%									
Good	28.6%									
Satisfactory	7.1%									

RAIDIGHI COLLEGE

Alumni Feedback Report

Session: 2023-24

P.O + P.S:- Raidighi,
Dist:- 24 Paraganas
(South) Pin-743383,
West Bengal

+91 9735310008

For the NAAC AQAR (2023-24), the college obtains feedback from Alumni of different disciplines on the syllabus through the college website. The questionnaire has been framed covering social, economic and contemporary aspects of syllabus. Alumni have rated the question in a scale of E to A where E = Very poor; D = Poor; C = Satisfactory; B = Good; A = Excellent. The feedback is calculated in the numerical scale of 0 - 4 where 0 stands for E, i.e., Very poor and 4 stands for A, i.e., Excellent. The analysis of Alumni feedback is presented below:

Feedback on academic performance and ambience of the institution

Question Wise Score

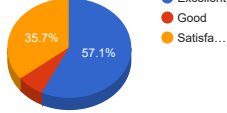
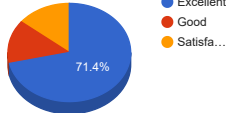
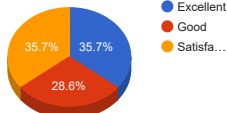
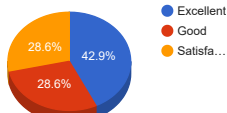
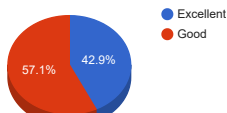
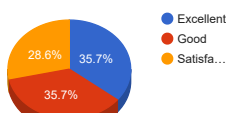
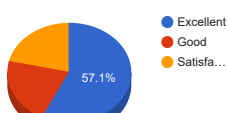
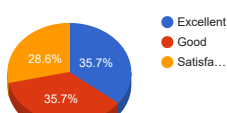
Sl No.	Question	Score
OVERALL AVERAGE SCORE		3.22
1	The role of the Institution in taking active interest in organizing Seminars, Conferences & Workshop.	3.21
2	The Quality of teaching and mentoring process in the institution facilitates cognitive, social & emotional growth.	3.57
3	The performance of the Institution providing opportunities, learning & holistic growth.	3
4	The process undertaken by the Institution in informing stakeholders about expected competencies, course outcomes & programme outcomes.	3.14
5	The mechanism provided by the Institution to identify strengths, remedy to overcome weakness in students.	3.43
6	The role of the Institution in engaging students with monitoring, review & continuous quality improvement of the teaching learning process.	3.07
7	The role of the Institution in encouraging the student-centric methods for enhancing learning experiences.	3.36
8	The role of the Institution in encouraging participation to extra-curricular activities.	3.07
9	The role of the Institution in encouraging sporting activities & good cultures of health.	3.36
10	The role of the Institution in inculcating skills enhancing employability with social responsibility.	3.29
11	The role of the Central Library of the College in providing comprehensive computerised services.	3
12	Rate the services provided by the College Office.	3.29
13	Rate Institutional infrastructure for providing Peaceful & Calm Environment.	2.79
14	Rate the Institutional Standard of Hygiene & Cleanliness.	3.5
15	The overall quality of teaching-learning experience of the Institution.	3.29

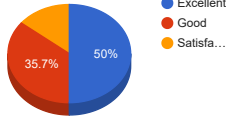
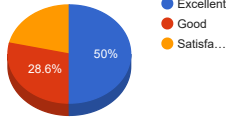
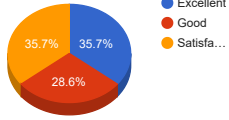
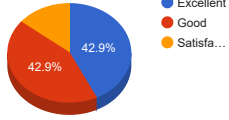
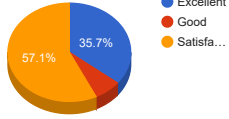
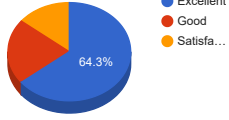
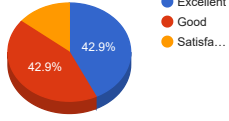
RAIDIGHI COLLEGE

Alumni Feedback

Session: 2023-24

Question Wise Feedback Statistics Graphs

SI No.	Question	Statistics Graphs
1	The role of the Institution in taking active interest in organizing Seminars, Conferences & Workshop.	 <p> ● Excellent ● Good ● Satisfactory </p>
2	The Quality of teaching and mentoring process in the institution facilitates cognitive, social & emotional growth.	 <p> ● Excellent ● Good ● Satisfactory </p>
3	The performance of the Institution providing opportunities, learning & holistic growth.	 <p> ● Excellent ● Good ● Satisfactory </p>
4	The process undertaken by the Institution in informing stakeholders about expected competencies, course outcomes & programme outcomes.	 <p> ● Excellent ● Good ● Satisfactory </p>
5	The mechanism provided by the Institution to identify strengths, remedy to overcome weakness in students.	 <p> ● Excellent ● Good </p>
6	The role of the Institution in engaging students with monitoring, review & continuous quality improvement of the teaching learning process.	 <p> ● Excellent ● Good ● Satisfactory </p>
7	The role of the Institution in encouraging the student-centric methods for enhancing learning experiences.	 <p> ● Excellent ● Good ● Satisfactory </p>
8	The role of the Institution in encouraging participation to extra-curricular activities.	 <p> ● Excellent ● Good ● Satisfactory </p>

SI No.	Question	Statistics Graphs
9	The role of the Institution in encouraging sporting activities & good cultures of health.	 <p> ● Excellent ● Good ● Satisfactory </p>
10	The role of the Institution in inculcating skills enhancing employability with social responsibility.	 <p> ● Excellent ● Good ● Satisfactory </p>
11	The role of the Central Library of the College in providing comprehensive computerised services.	 <p> ● Excellent ● Good ● Satisfactory </p>
12	Rate the services provided by the College Office.	 <p> ● Excellent ● Good ● Satisfactory </p>
13	Rate Institutional infrastructure for providing Peaceful & Calm Environment.	 <p> ● Excellent ● Good ● Satisfactory </p>
14	Rate the Institutional Standard of Hygiene & Cleanliness.	 <p> ● Excellent ● Good ● Satisfactory </p>
15	The overall quality of teaching-learning experience of the Institution.	 <p> ● Excellent ● Good ● Satisfactory </p>

RAIDIGHI COLLEGE

Employer's Feedback Report

Session: 2023-24

P.O + P.S:- Raidighi,
Dist:- 24 Paraganas
(South) Pin-743383,
West Bengal

+91 9735310008

For the NAAC AQAR (2023-24), the college obtains feedback from Employer's of different disciplines on the syllabus through the college website. The questionnaire has been framed covering social, economic and contemporary aspects of syllabus. Employer's have rated the question in a scale of E to A where E = Very poor; D = Poor; C = Satisfactory; B = Good; A = Excellent. The feedback is calculated in the numerical scale of 0 - 4 where 0 stands for E, i.e., Very poor and 4 stands for A, i.e., Excellent. The analysis of Employer's feedback is presented below:

Feedback on Curriculum

Question Wise Score

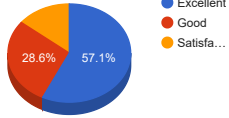
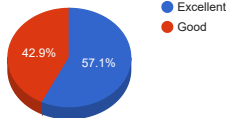
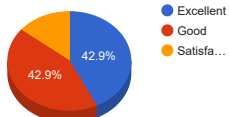
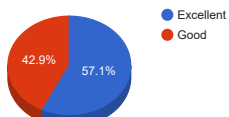
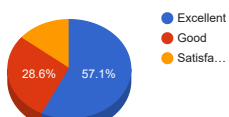
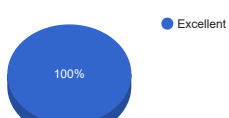
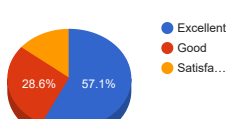
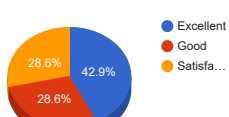
Sl No.	Question	Score
OVERALL AVERAGE SCORE		3.5
1	The curriculum prescribed by the university is effective in developing innovative thinking.	3.43
2	The Syllabus is effective in developing skill oriented human resources.	3.57
3	Rate the effectiveness of the curricula for development of entrepreneurship.	3.29
4	The syllabus has good balance between theory and application.	3.57
5	Current syllabus is job-oriented, skill-based and value oriented.	3.43
6	The present syllabus helps in bridging the gap between industry, society and academic institution.	4
7	The Courses offered provide solution to issues relevant to Gender, Environment and Sustainability.	3.43
8	The syllabus enhances communication skills.	3.14
9	The syllabus provides ability to manage relationships in the workplace.	3.86
10	The syllabus provides ability to work in a group and leaderships skills.	3.29

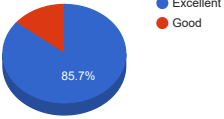
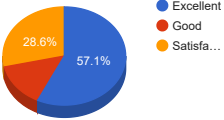
RAIDIGHI COLLEGE

Employer's Feedback

Session: 2023-24

Question Wise Feedback Statistics Graphs

Sl No.	Question	Statistics Graphs
1	The curriculum prescribed by the university is effective in developing innovative thinking.	 <p> ● Excellent ● Good ● Satisfactory </p>
2	The Syllabus is effective in developing skill oriented human resources.	 <p> ● Excellent ● Good </p>
3	Rate the effectiveness of the curricula for development of entrepreneurship.	 <p> ● Excellent ● Good ● Satisfactory </p>
4	The syllabus has good balance between theory and application.	 <p> ● Excellent ● Good </p>
5	Current syllabus is job-oriented, skill-based and value oriented.	 <p> ● Excellent ● Good ● Satisfactory </p>
6	The present syllabus helps in bridging the gap between industry, society and academic institution.	 <p> ● Excellent </p>
7	The Courses offered provide solution to issues relevant to Gender, Environment and Sustainability.	 <p> ● Excellent ● Good ● Satisfactory </p>
8	The syllabus enhances communication skills.	 <p> ● Excellent ● Good ● Satisfactory </p>

Sl No.	Question	Statistics Graphs								
9	The syllabus provides ability to manage relationships in the workplace.	 <p>A pie chart with two segments: a large blue segment representing 'Excellent' at 85.7% and a smaller red segment representing 'Good' at 14.3%. A legend to the right shows a blue dot for 'Excellent' and a red dot for 'Good'.</p> <table border="1"> <thead> <tr> <th>Category</th> <th>Percentage</th> </tr> </thead> <tbody> <tr> <td>Excellent</td> <td>85.7%</td> </tr> <tr> <td>Good</td> <td>14.3%</td> </tr> </tbody> </table>	Category	Percentage	Excellent	85.7%	Good	14.3%		
Category	Percentage									
Excellent	85.7%									
Good	14.3%									
10	The syllabus provides ability to work in a group and leaderships skills.	 <p>A pie chart with three segments: a large blue segment representing 'Excellent' at 57.1%, a yellow segment representing 'Satisfactory' at 28.6%, and a red segment representing 'Good' at 14.3%. A legend to the right shows a blue dot for 'Excellent', a red dot for 'Good', and a yellow dot for 'Satisfactory'.</p> <table border="1"> <thead> <tr> <th>Category</th> <th>Percentage</th> </tr> </thead> <tbody> <tr> <td>Excellent</td> <td>57.1%</td> </tr> <tr> <td>Good</td> <td>14.3%</td> </tr> <tr> <td>Satisfactory</td> <td>28.6%</td> </tr> </tbody> </table>	Category	Percentage	Excellent	57.1%	Good	14.3%	Satisfactory	28.6%
Category	Percentage									
Excellent	57.1%									
Good	14.3%									
Satisfactory	28.6%									

RAIDIGHI COLLEGE

Employer's Feedback Report

Session: 2023-24

P.O + P.S:- Raidighi,
Dist:- 24 Paraganas
(South) Pin-743383,
West Bengal

+91 9735310008

For the NAAC AQAR (2023-24), the college obtains feedback from Employer's of different disciplines on the syllabus through the college website. The questionnaire has been framed covering social, economic and contemporary aspects of syllabus. Employer's have rated the question in a scale of E to A where E = Very poor; D = Poor; C = Satisfactory; B = Good; A = Excellent. The feedback is calculated in the numerical scale of 0 - 4 where 0 stands for E, i.e., Very poor and 4 stands for A, i.e., Excellent. The analysis of Employer's feedback is presented below:

Feedback on academic performance and ambience of the institution

Question Wise Score

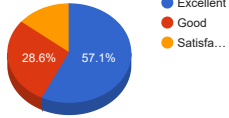
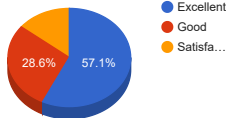
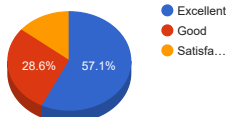
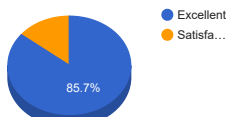
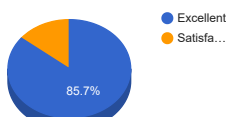
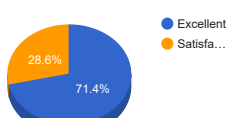
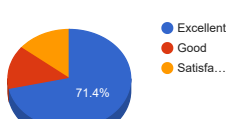
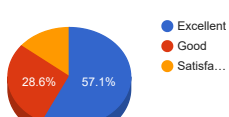
Sl No.	Question	Score
OVERALL AVERAGE SCORE		3.45
1	The role of the Institution in taking active interest in organizing Seminars, Conferences & Workshop.	3.43
2	The Quality of teaching and mentoring process in the institution facilitates cognitive, social & emotional growth.	3.43
3	The performance of the Institution providing opportunities, learning & holistic growth.	3.43
4	The process undertaken by the Institution in informing stakeholders about expected competencies, course outcomes & programme outcomes.	3.71
5	The mechanism provided by the Institution to identify strengths, remedy to overcome weakness in students.	3.71
6	The role of the Institution in engaging students with monitoring, review & continuous quality improvement of the teaching learning process.	3.43
7	The role of the Institution in encouraging the student-centric methods for enhancing learning experiences.	3.57
8	The role of the Institution in encouraging participation to extra-curricular activities.	3.43
9	The role of the Institution in encouraging sporting activities & good cultures of health.	3.14
10	The role of the Institution in inculcating skills enhancing employability with social responsibility	3.29
11	The role of the Central Library of the College in providing comprehensive computerised services.	3.71
12	Rate the services provided by the College Office.	3.29
13	Rate Institutional infrastructure for providing Peaceful & Calm Environment.	3.57
14	Rate the Institutional Standard of Hygiene & Cleanliness.	3.29
15	The overall quality of teaching-learning experience of the Institution.	3.29

RAIDIGHI COLLEGE

Employer's Feedback

Session: 2023-24

Question Wise Feedback Statistics Graphs

SI No.	Question	Statistics Graphs
1	The role of the Institution in taking active interest in organizing Seminars, Conferences & Workshop.	 <p> ● Excellent ● Good ● Satisfactory </p>
2	The Quality of teaching and mentoring process in the institution facilitates cognitive, social & emotional growth.	 <p> ● Excellent ● Good ● Satisfactory </p>
3	The performance of the Institution providing opportunities, learning & holistic growth.	 <p> ● Excellent ● Good ● Satisfactory </p>
4	The process undertaken by the Institution in informing stakeholders about expected competencies, course outcomes & programme outcomes.	 <p> ● Excellent ● Satisfactory </p>
5	The mechanism provided by the Institution to identify strengths, remedy to overcome weakness in students.	 <p> ● Excellent ● Satisfactory </p>
6	The role of the Institution in engaging students with monitoring, review & continuous quality improvement of the teaching learning process.	 <p> ● Excellent ● Satisfactory </p>
7	The role of the Institution in encouraging the student-centric methods for enhancing learning experiences.	 <p> ● Excellent ● Good ● Satisfactory </p>
8	The role of the Institution in encouraging participation to extra-curricular activities.	 <p> ● Excellent ● Good ● Satisfactory </p>

SI No.	Question	Statistics Graphs
9	The role of the Institution in encouraging sporting activities & good cultures of health.	<p> ● Excellent ● Good ● Satisfactory </p>
10	The role of the Institution in inculcating skills enhancing employability with social responsibility	<p> ● Excellent ● Good ● Satisfactory </p>
11	The role of the Central Library of the College in providing comprehensive computerised services.	<p> ● Excellent ● Good </p>
12	Rate the services provided by the College Office.	<p> ● Excellent ● Good ● Satisfactory </p>
13	Rate Institutional infrastructure for providing Peaceful & Calm Environment.	<p> ● Excellent ● Good ● Satisfactory </p>
14	Rate the Institutional Standard of Hygiene & Cleanliness.	<p> ● Excellent ● Good ● Satisfactory </p>
15	The overall quality of teaching-learning experience of the Institution.	<p> ● Excellent ● Good ● Satisfactory </p>